



# PBS NEWSHOUR

## STUDENT REPORTING LABS

### PBS NewsHour Student Reporting Labs Tutorial Assessment: POP

1. We all need motivation to get out of bed, get to school/work on time and **(gasp)** meet deadlines. But what does motivation have to do with producing video stories? In your own words, explain why motivation, especially **SHOT MOTIVATION**, is important when creating videos.

---

---

---

2. You have been assigned to do a story on the annual go-kart race in your community. Thinking visually, describe the following shots needed to tell your story.

a. Establishing Shot:

---

---

b. Interview Shot:

---

---

c. B-Roll Shots:

1. 

---
2. 

---
3. 

---
4. 

---
5. 

---

3. What was the SHOT MOTIVATION behind the following shot? How else could you frame this subject to let the background motivate your interview shot?



---

---

---

---

---

---

---

---

---

4. According to the POP video, why are tripods “magical”?

---

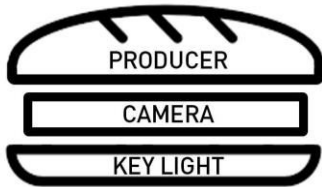
---

---

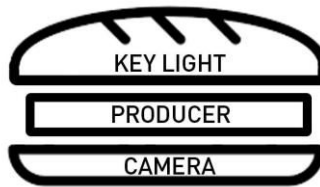
---

---

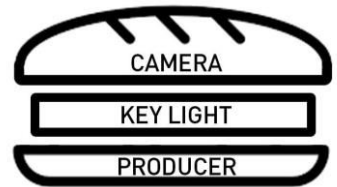
5. Which of the following is the correct recipe for the Producer Sandwich?



c.



a.



b.

6. You will be able to add depth to your interviews by placing your subject:

- a. in front of a white wall
- b. against a tight corner
- c. at least 6 feet away from the background
- d. in front of a window

7. Which of the following is the correct way to frame an interview shot using the Rule of Thirds?

- a.
- b.
- c.



8. Without looking back at the video, list the five pro tips to help make your footage **POP**.

1. \_\_\_\_\_
2. \_\_\_\_\_
3. \_\_\_\_\_
4. \_\_\_\_\_
5. \_\_\_\_\_